

Format of holding of specified securities

Annexure - I

- 1 **Name of Listed Entity : OCTAL CREDIT CAPITAL LTD.**
- 2 Scrip Code/Name of Scrip/Class of Security :
- 3 Share Holding Pattern Filed under: Reg. 31(1) (b) : **Quarter Ended 31/12/2024**
- 4 Declaration:

	Particulars	Yes	No
1	Whether the Listed Entity has issued any partly paid up shares		NO
2	Whether the Listed Entity has issued any Convertible Securities or Warrants?		NO
3	Whether the Listed Entity has any shares against which depository receipt are issued?		NO
4	Whether the Listed Entity has any shares in locked-in?		NO
5	Whether any shares held by promoters are pledge or otherwise encumbered?		NO

- 5 The tabular format for disclosure of holding of specified securities is as follows:-



Table I - Summary Statement holding of specified securities

Category (i)	Category of shareholder (ii)	Nos. of shareholders (iii)	No. of fully paid-up equity shares held (iv)	No. of partly paid-up equity shares held (v)	No. of shares underlying Depository Receipt (vi)	Total nos. shares held (vii) = (iv)+(v)+(vi)	Shareholding as a % of total no. of shares (calculated as per SCRR, 1957) (viii) As a % of (A+B+C2)	Number of Voting Rights held in each class of securities (ix)			Total as a % of (A+B+C)	No. of Shares Underlying convertible securities (including Warrants) (x)	Shareholding as a % assuming full conversion of convertible securities (as a percentage of diluted share capital) (xi) = (vii)+(x) as a % of (A+B+C)	Number of Locked in shares (xii)		Number of Shares pledged or otherwise encumbered (xiii)		Number of equity shares held in dematerialized form (xiv)
								No. of Voting Rights	Class eg: x	Class eg: y				(a) As a % of total Shares held	(b) As a % of total Shares held	(a) As a % of total Shares held	(b) As a % of total Shares held	
(A)	Promoter & Promoter Group	15	1333727	0	0	1333727	26.670	1333727	0	1333727	26.670	0	0.000	0	0.000	0	0.000	1333727
(B)	Public	1903	3667173	0	0	3667173	73.330	3667173	0	3667173	73.330	0	0.000	0	0.000	0	0.000	3527748
(C)	Non Promoter - Non Public																	
(C1)	Shares underlying DRS																	
(C2)	Shares held by Employee Trusts																	
	TOTAL	1918	5000900	0	0	5000900	100.000	5000900	0	5000900	100.000	0	0.000	0	0.000	0	0.000	4861475



Table II - Statement showing shareholding pattern of the Promoter and Promoter Group

(1)	Category & Name of shareholders (i)	Entity Type i.e. promoter (except promoter group entity)	Nos. of shareholders (iii)	No. of fully paid-up equity shares held (iv)	No. of partly paid-up equity shares held (v)	Nos. of shares underlying Depository Receipt (vi)	Total nos. shares held (vii) = (iv)+(v)+(vi)	Shareholding % calculated as per SCRR, 1957 As a % of (A+B+C2) (viii)	Number of Voting Rights held in each class of securities (ix)			Total as a % of Total Voting rights	No. of Shares Underlying Outstanding convertible securities (including Warrants) (x)	Shareholding as a % assuming full conversion of convertible securities (as a percentage of diluted share capital) (xi) = (vii)+(x) as a % of (A+B+C)	Number of Locked in shares (xii)		Number of Shares pledged or otherwise encumbered (xiii)		Number of equity shares held in dematerialized form (xiv)
									Class x	Class y	Total				(a) As a % of total Shares held (b)	(a) As a % of total Shares held (b)			
(1)	Indian Individuals/Hindu Undivided Family	PROMOTER	0	0	0	0	0	0.000	0	0	0	0.000	0	0.000	0	0.000	0	0.000	0
(a)	ARUNA PATNI	PROMOTER	13	393927	0	0	393927	7.877	393927	0	393927	7.877	0	7.877	0	0.000	0	0.000	393927
	BIMAL KUMAR PATNI	PROMOTER	0	20000	0	0	20000	0.400	20000	0	20000	0.400	0	0.400	0	0.000	0	0.000	20000
	BIMALA DEVI JAIN	PROMOTER	0	10000	0	0	10000	0.200	10000	0	10000	0.200	0	0.200	0	0.000	0	0.000	10000
	DHANRAJ PATNI	PROMOTER	0	70000	0	0	70000	1.400	70000	0	70000	1.400	0	1.400	0	0.000	0	0.000	70000
	DILIP KUMAR PATNI	PROMOTER	0	16000	0	0	16000	0.320	16000	0	16000	0.320	0	0.320	0	0.000	0	0.000	16000
	KAMAL NAVAN JAIN	PROMOTER	0	11000	0	0	11000	0.220	11000	0	11000	0.220	0	0.220	0	0.000	0	0.000	11000
	MAHENDRA KUMAR PATNI	PROMOTER	0	45300	0	0	45300	0.906	45300	0	45300	0.906	0	0.906	0	0.000	0	0.000	45300
	MEENA DEVI JAIN	PROMOTER	0	10000	0	0	10000	0.200	10000	0	10000	0.200	0	0.200	0	0.000	0	0.000	10000
	NEELAM JAIN	PROMOTER	0	1627	0	0	1627	0.033	1627	0	1627	0.033	0	0.033	0	0.000	0	0.000	1627
	SANDEEP JAIN (PATNI)	PROMOTER	0	10000	0	0	10000	0.200	10000	0	10000	0.200	0	0.200	0	0.000	0	0.000	10000
(b)	SHREE CHAND SARAOGI	PROMOTER	0	40000	0	0	40000	0.800	40000	0	40000	0.800	0	0.800	0	0.000	0	0.000	40000
	SRISHTI PATNI	PROMOTER	0	140000	0	0	140000	2.799	140000	0	140000	2.799	0	2.799	0	0.000	0	0.000	140000
	VIJAY KUMAR PATNI	PROMOTER	0	10000	0	0	10000	0.200	10000	0	10000	0.200	0	0.200	0	0.000	0	0.000	10000
(c)	Central Government/State Government(s)		0	0	0	0	0	0.000	0	0	0	0.000	0	0.000	0	0.000	0	0.000	0
	Financial Institutions/Banks		0	0	0	0	0	0.000	0	0	0	0.000	0	0.000	0	0.000	0	0.000	0




Category & Name of shareholders (i)	Entity type i.e. promoter OR promoter group entity (except promoter)	Nos. of shareholders (iii)	No. of fully paid-up equity shares held (iv)	No. of partly paid-up equity shares held (v)	Nos. of shares underlying Depository Receipt (vi)	Total nos. shares held (vii) = (iv)+(v)+(vi)	Shareholding % calculated as per SCRR, 1957 As a % of (A+B+C2) (viii)	Number of Voting Rights securities held in each class of securities (ix)			Total as a % of Total Voting rights	No. of Shares Underlying Outstanding convertible securities (including Warrants) (x)	Shareholding as a % assuming full conversion of convertible securities (as a percentage of diluted share capital) (xi) = (vi)+(x) as a % of (A+B+C)	Number of Locked In shares (xii)		Number of Shares pledged or otherwise encumbered (xiii)		Number of equity shares held in dematerialized form (xiv)
								Class x	Class y	Total				No. (a)	As a % of total Shares held (b)	No. (a)	As a % of total Shares held (b)	
(d) Any Other		0	0	0	0	0	0.000	0	0	0	0.000	0	0.000	0	0.000	0	0.000	0
Bodies Corporate		2	939800	0	0	939800	18.793	0	0	0	18.793	0	0.000	0	0.000	0	0.000	939800
OCTAL SECURITIES AND SERVICES PVT. LTD.	PROMOTER GROUP	0	115000	0	0	115000	2.300	0	0	0	2.300	0	0.000	0	0.000	0	0.000	115000
PATNI RESOURCES PVT. LTD.	PROMOTER GROUP	0	824800	0	0	824800	16.493	0	0	0	16.493	0	0.000	0	0.000	0	0.000	824800
Trusts		0	0	0	0	0	0.000	0	0	0	0.000	0	0.000	0	0.000	0	0.000	0
Clearing Members		0	0	0	0	0	0.000	0	0	0	0.000	0	0.000	0	0.000	0	0.000	0
Sub-Total (A)(1)		15	1333727	0	0	1333727	26.670	1333727	0	1333727	26.670	0	0.000	0	0.000	0	0.000	1333727
(2) Foreign Resident Individuals (Non-Individuals/Foreign Individuals)		0	0	0	0	0	0.000	0	0	0	0.000	0	0.000	0	0.000	0	0.000	0
(a) Government Individuals		0	0	0	0	0	0.000	0	0	0	0.000	0	0.000	0	0.000	0	0.000	0
(b) Institutions		0	0	0	0	0	0.000	0	0	0	0.000	0	0.000	0	0.000	0	0.000	0
(c) Foreign Portfolio Investor		0	0	0	0	0	0.000	0	0	0	0.000	0	0.000	0	0.000	0	0.000	0
(d) Any Other		0	0	0	0	0	0.000	0	0	0	0.000	0	0.000	0	0.000	0	0.000	0
(e) OCBs		0	0	0	0	0	0.000	0	0	0	0.000	0	0.000	0	0.000	0	0.000	0
QFI - Individual		0	0	0	0	0	0.000	0	0	0	0.000	0	0.000	0	0.000	0	0.000	0
QFI - Corporate		0	0	0	0	0	0.000	0	0	0	0.000	0	0.000	0	0.000	0	0.000	0
Sub-Total (A)(2)		0	0	0	0	0	0.000	0	0	0	0.000	0	0.000	0	0.000	0	0.000	0
Total Shareholding of Promoter and Promoter Group (A)=(A)(1)+(A)(2)		15	1333727	0	0	1333727	26.670	1333727	0	1333727	26.670	0	0.000	0	0.000	0	0.000	1333727




Table III - Statement showing shareholding pattern of the Public shareholder


Category & Name of shareholders (i)	Nos. of shareholders (iii)	No. of fully paid-up equity shares held (iv)	No. of partly paid-up equity shares held (v)	Nos. of shares underlying Depository Receipt (vi)	Total nos. shares held (vii) = (iv)+(v)+(vi)	Shareholding % calculated as per SCRR, 1957 As a % of (A+B+C2) (viii)	Number of Voting Rights held in each class of securities (ix)			Total as a % of Total Voting rights	No. of Shares Underlying Outstanding convertible securities (including Warrants) (x)	Shareholding as a % assuming full conversion of convertible securities (as a percentage of diluted share capital) (xi) = (vii)+(x) as a % of (A+B+C)	Number of Locked In shares (xii)	Number of Shares pledged or otherwise encumbered (xiii)	Number of equity shares held in dematerialized form (xiv)	Sub-categorization of shares (xv)		
							Class x	Class y	Total							Sub-category (i)	Sub-category (ii)	Sub-category (iii)
Institutions (Domestic)	0	0	0	0	0	0.000	0	0	0	0.000	0	0	0	0				
Mutual Funds	0	0	0	0	0	0.000	0	0	0	0.000	0	0	0	0				
Venture Capital Funds	0	0	0	0	0	0.000	0	0	0	0.000	0	0	0	0				
Alternate Investment Funds	0	0	0	0	0	0.000	0	0	0	0.000	0	0	0	0				
Financial Institutions/Banks	0	0	0	0	0	0.000	0	0	0	0.000	0	0	0	0				
Financial Institutions	0	0	0	0	0	0.000	0	0	0	0.000	0	0	0	0				
Banks	0	0	0	0	0	0.000	0	0	0	0.000	0	0	0	0				
Insurance Companies	0	0	0	0	0	0.000	0	0	0	0.000	0	0	0	0				
Provident Funds/Pension Funds	0	0	0	0	0	0.000	0	0	0	0.000	0	0	0	0				
Asset Reconstruction Companies	0	0	0	0	0	0.000	0	0	0	0.000	0	0	0	0				
Sovereign Wealth Funds	0	0	0	0	0	0.000	0	0	0	0.000	0	0	0	0				
NBFCs registered with RBI	0	0	0	0	0	0.000	0	0	0	0.000	0	0	0	0				
Other Financial Institutions	0	0	0	0	0	0.000	0	0	0	0.000	0	0	0	0				
Any Other	0	0	0	0	0	0.000	0	0	0	0.000	0	0	0	0				
Sub-Total (B)(1)	0	0	0	0	0	0.000	0	0	0	0.000	0	0	0	0				
Institutions (Foreign)	0	0	0	0	0	0.000	0	0	0	0.000	0	0	0	0				
Foreign Direct Investment	0	0	0	0	0	0.000	0	0	0	0.000	0	0	0	0				
Foreign Venture Capital Investors	0	0	0	0	0	0.000	0	0	0	0.000	0	0	0	0				



Category & Name of shareholders (i)	No. of shareholders (iii)	No. of fully paid-up equity shares held (iv)	No. of partly paid up equity shares held (v)	No. of shares underlying Depository Receipts (vi)	Total nos. shares held (vii) = (iv)+(v)+(vi)	Shareholding % calculated as per SCRR, 1957 As a % of (A+B+C2) (viii)	Number of Voting Rights held in each class of securities (ix)			Total as a % of Total Voting rights	No. of Shares Underlying convertible securities (including Warrants) (x)	Shareholding as a % assuming full conversion of convertible securities (as a percentage of diluted share capital) (xi) = (vii)-(x) as a % of (A+B+C)	Number of Locked In shares (xii)		Number of Shares pledged or otherwise encumbered (xiii)		Number of equity shares held in dematerialized form (xiv)	Sub-categorization of shares (xv)			
							Class x	Class y	Total				No. (a)	As a % of total Shares held (b)	No. (a)	As a % of total Shares held (b)		Shareholding (No. of shares) under	Sub-category (i)	Sub-category (ii)	Sub-category (iii)
Sovereign Wealth Funds	0	0	0	0	0	0.000	0	0	0	0.000	0	0	0	0	0	0					
Foreign Portfolio Investors	0	0	0	0	0	0.000	0	0	0	0.000	0	0	0	0	0	0					
Category I	0	0	0	0	0	0.000	0	0	0	0.000	0	0	0	0	0	0					
Category II	0	0	0	0	0	0.000	0	0	0	0.000	0	0	0	0	0	0					
Overseas Depositors (holding DRs)(balancing figure)	0	0	0	0	0	0.000	0	0	0	0.000	0	0	0	0	0	0					
Any Other	0	0	0	0	0	0.000	0	0	0	0.000	0	0	0	0	0	0					
QFI Corporate	0	0	0	0	0	0.000	0	0	0	0.000	0	0	0	0	0	0					
FPI - CORPORATE - CAT-III	0	0	0	0	0	0.000	0	0	0	0.000	0	0	0	0	0	0					
Sub-Total (B)(2)	0	0	0	0	0	0.000	0	0	0	0.000	0	0	0	0	0	0					
Central Government/State Government(s)	0	0	0	0	0	0.000	0	0	0	0.000	0	0	0	0	0	0					
Central Government/President of India	0	0	0	0	0	0.000	0	0	0	0.000	0	0	0	0	0	0					
State Government/Government or	0	0	0	0	0	0.000	0	0	0	0.000	0	0	0	0	0	0					
Shareholding by Companies or Bodies Corporate where Central/State Government is a Promoter	0	0	0	0	0	0.000	0	0	0	0.000	0	0	0	0	0	0					
Sub-Total (B)(3)	0	0	0	0	0	0.000	0	0	0	0.000	0	0	0	0	0	0					



(a)	Category & Name of shareholders (i)	Nos. of shareholders (iii)	No. of fully paid-up equity shares held (iv)	No. of partly paid-up equity shares held (v)	Nos. of shares underlying Depository Receipts (vi)	Total nos. shares held (vii) = (iv)+(v)+(vi)	Shareholding % calculated as per SCRR, 1957 As a % of (A+B+C2) (viii)	Number of Voting Rights held in each class of securities (ix)			Total as a % of Total Voting rights	No. of Shares Underlying Outstanding convertible securities (including Warrants) (x)	Shareholding as a % assuming full conversion of convertible securities (as a percentage of diluted share capital) (xi) = (vii)+(x) as a % of (A+B+C)	Number of Locked In shares (xii)		Number of Shares pledged or otherwise encumbered (xiii)		Number of equity shares held in dematerialized form (xiv)	Sub-categorization of shares (xv)		
								Class x	Class y	Total				As a % of total Shares held (a)	As a % of total Shares held (b)	As a % of total Shares held (a)	As a % of total Shares held (b)		Sub-category (i)	Sub-category (ii)	Sub-category (iii)
(4)	Non-Institutions Associate Companies/Subsidiaries	0	0	0	0	0	0.000	0	0	0	0.000	0.000	0	0.000	0	0.000	0	0			
(a)	NEW/VIEW CONSULTANTS PRIVATE LIMITED	1	229350	0	0	229350	4.586	229350	0	229350	4.586	4.586	0	0.000	0	0.000	0	229350			
(b)	Directors and their relatives	0	0	0	0	0	0.000	0	0	0	0.000	0.000	0	0.000	0	0.000	0	0			
(c)	Key Managerial Personnel	0	0	0	0	0	0.000	0	0	0	0.000	0.000	0	0.000	0	0.000	0	0			
(d)	Relatives of Promoters (other than Immediate Relatives of Promoters disclosed under Promoter & Promoter Group)	0	0	0	0	0	0.000	0	0	0	0.000	0.000	0	0.000	0	0.000	0	0			
(e)	Trusts where any person belonging to Promoter & Promoter Group Category is Trustee, beneficiary or author of the trust	0	0	0	0	0	0.000	0	0	0	0.000	0.000	0	0.000	0	0.000	0	0			
(f)	IEPF Authority	0	0	0	0	0	0.000	0	0	0	0.000	0.000	0	0.000	0	0.000	0	0			
(g)	Resident Individual shareholders holding nominal share capital up to Rs.2 Lakhs.	1861	661459	0	0	661459	13.227	661459	0	661459	13.227	13.227	0	0.000	0	0.000	0	571634			



Category & Name of shareholders (i)	Nos. of shareholders (iii)	No. of fully paid-up equity shares held (iv)	No. of partly paid up equity shares held (v)	Nos. of shares underlying Depository Receipts (vi)	Total nos. shares held (vii) = (iv)+(v)+(vi)	Shareholding % calculated as per SCRR, 1957 As a % of (A+B+C2) (viii)	Number of Voting Rights held in each class of securities (ix)			Total as a % of Total Voting Rights	No. of Shares Underlying Outstanding convertible securities (including Warrants) (x)	Shareholding as a % assuming full conversion of convertible securities (as a percentage of diluted share capital) (xi) = (vii)+(x) as a % of (A+B+C)	Number of Locked In shares (xii)		Number of Shares pledged or otherwise encumbered (xiii)		Number of equity shares held in dematerialized form (xiv)	Sub-categorization of shares (xv)		
							Class x	Class y	Total				(a) As a % of total Shares held	(b)	(a) As a % of total Shares held	(b)		Sub-category (i)	Sub-category (ii)	Sub-category (iii)
Resident Individual shareholders holding nominal share capital in excess of Rs.2 Lakhs.	17	1472600	0	0	1472600	29.447	1472600	0	1472600	29.447	0	29.447	0	0.000	0	0.000	1423000			
KHINWRAJ MANGILAL PANDYA	0	153300	0	0	153300	3.065	153300	0	153300	3.065	0	3.065	0	0.000	0	0.000	153300			
PAVEL PANDYA & SONS HUF	0	137700	0	0	137700	2.754	137700	0	137700	2.754	0	2.754	0	0.000	0	0.000	137700			
ASHOK JAIN	0	80000	0	0	80000	1.600	80000	0	80000	1.600	0	1.600	0	0.000	0	0.000	80000			
KARISHMA RAUGARIA	0	150000	0	0	150000	2.999	150000	0	150000	2.999	0	2.999	0	0.000	0	0.000	150000			
MANJU PANDYA	0	142400	0	0	142400	2.847	142400	0	142400	2.847	0	2.847	0	0.000	0	0.000	142400			
PRIVANKA PANDYA	0	114100	0	0	114100	2.282	114100	0	114100	2.282	0	2.282	0	0.000	0	0.000	114100			
RINKY RAUGARIA	0	150000	0	0	150000	2.999	150000	0	150000	2.999	0	2.999	0	0.000	0	0.000	150000			
UTKARSH SUREKA	0	135700	0	0	135700	2.714	135700	0	135700	2.714	0	2.714	0	0.000	0	0.000	135700			
VIRENDRA KUMAR PANDYA	0	155700	0	0	155700	3.113	155700	0	155700	3.113	0	3.113	0	0.000	0	0.000	155700			
NRI	0	0	0	0	0	0.000	0	0	0	0.000	0	0.000	0	0.000	0	0.000	0			
Repatriable	4	2046	0	0	2046	0.041	2046	0	2046	0.041	0	0.041	0	0.000	0	0.000	2046			
Non-Repatriable	1	100	0	0	100	0.002	100	0	100	0.002	0	0.002	0	0.000	0	0.000	100			
Foreign Nationals	0	0	0	0	0	0.000	0	0	0	0.000	0	0.000	0	0.000	0	0.000	0			
Foreign Companies	0	0	0	0	0	0.000	0	0	0	0.000	0	0.000	0	0.000	0	0.000	0			
Bodies Corporate	19	1301618	0	0	1301618	26.028	1301618	0	1301618	26.028	0	26.028	0	0.000	0	0.000	1301618			
DARKIN VINCOM PRIVATE LIMITED	0	203850	0	0	203850	4.076	203850	0	203850	4.076	0	4.076	0	0.000	0	0.000	203850			
GEMUS AGENTS PRIVATE LIMITED	0	134350	0	0	134350	2.687	134350	0	134350	2.687	0	2.687	0	0.000	0	0.000	134350			
HI - PRINT ELECTROMACK PRIVATE LIMITED	0	162330	0	0	162330	3.246	162330	0	162330	3.246	0	3.246	0	0.000	0	0.000	162330			



Category & Name of shareholders (i)	Nos. of shareholders (iii)	No. of fully paid-up equity shares held (iv)	No. of partly paid up equity shares held (v)	Nos. of shares underlying Depository Receipts (vi)	Total nos. shares held (vii) = (iv)+(v)+(vi)	Shareholding % calculated as per SCRR, 1957 As a % of (A+B+C2) (viii)	Number of Voting Rights held in each class of securities (ix)			Total as a % of Total Voting rights	No. of Shares Underlying Outstanding convertible securities (including Warrants) (x)	Shareholding as a % assuming full conversion of convertible securities (as a percentage of diluted share capital) (xi) = (vii)-(x) as a % of (A+B+C)	Number of Locked In shares (xii)		Number of Shares pledged or otherwise encumbered (xiii)	Number of equity shares held in dematerialized form (xiv)	Sub-categorization of shares (xv)		
							Class x	Class y	Total				No. (a)	As a % of total Shares held (b)			No. (a)	As a % of total Shares held (b)	Shareholding (No. of shares) under
KUSUM INDUSTRIAL GASES LTD	0	100000	0	0	100000	2.000	100000	0	100000	2.000	0	0.000	0	0.000	0	100000			
R.R. SYNTHETICS AND FINVEST PRIVATE LIMIT	0	245000	0	0	245000	4.899	245000	0	245000	4.899	0	0.000	0	0.000	0	245000			
RADICO KHAITAN FINANCE LIMITED	0	174300	0	0	174300	3.485	174300	0	174300	3.485	0	0.000	0	0.000	0	174300			
VARDHAMAN TEXTILE CO. PVT. LTD.	0	159900	0	0	159900	3.197	159900	0	159900	3.197	0	0.000	0	0.000	0	159900			
(m) Any Other	0	0	0	0	0	0.000	0	0	0	0.000	0	0.000	0	0.000	0	0			
QFI - Individual	0	0	0	0	0	0.000	0	0	0	0.000	0	0.000	0	0.000	0	0			
OCBS	0	0	0	0	0	0.000	0	0	0	0.000	0	0.000	0	0.000	0	0			
Clearing Members	0	0	0	0	0	0.000	0	0	0	0.000	0	0.000	0	0.000	0	0			
Trusts	0	0	0	0	0	0.000	0	0	0	0.000	0	0.000	0	0.000	0	0			
FPI - INDIVIDUAL - CAT-III	0	0	0	0	0	0.000	0	0	0	0.000	0	0.000	0	0.000	0	0			
Unclaimed Shares A/c	0	0	0	0	0	0.000	0	0	0	0.000	0	0.000	0	0.000	0	0			
Unclaimed Demat Escrow A/c	0	0	0	0	0	0.000	0	0	0	0.000	0	0.000	0	0.000	0	0			
FPI - INDIVIDUAL - CAT-II	0	0	0	0	0	0.000	0	0	0	0.000	0	0.000	0	0.000	0	0			
Sub-Total (B)(4)	1903	3667173	0	0	3667173	73.330	3667173	0	3667173	73.330	0	0.000	0	0.000	0	3527748			
Total Public Shareholding (B)=(B)(1)+(B)(2)+(B)(3)+(B)(4)	1903	3667173	0	0	3667173	73.330	3667173	0	3667173	73.330	0	0.000	0	0.000	0	3527748			



Table IV - Statement showing shareholding pattern of the Non Promoter - Non Public shareholder

Category & Name of shareholders (i)	PAN (ii)	Nos. of shareholders (iii)	No. of fully paid-up equity shares held (iv)	No. of partly paid-up equity shares held (v)	Nos. of shares underlying Depository Receipt (vi)	Total nos. shares held (vii) = (iv)+(v)+(vi)	Shareholding % calculated as per SCRR, 1957 As a % of (A+B+C2) (viii)	Number of Voting Rights held in each class of securities (ix)			No. of Shares Underlying Outstanding convertible securities (including Warrants) (x)	Shareholding as a % assuming full conversion of convertible securities (as a percentage of diluted share capital) (xi) = (vii)+(x) as a % of (A+B+C)	Number of Locked In shares (xii)		Number of Shares pledged or otherwise encumbered (xiii)		Number of equity shares held in dematerialized form (xiv)
								Class x	Class y	Total			No. (a)	As a % of total Shares held (b)	No. (a)	As a % of total Shares held (b)	
(1) Custodian DR Holder																	
(2) Employee Benefit Trust (under SEBI (share based Employee Benefit) Regulations, 2014																	
Total Non-Promoter - Non-Public Shareholding (C)=(C1)+(C+2)																	



Table V - Statement showing shareholding details of significant beneficial owner

Details of the significant beneficial owner (I)			Details of the registered owner (II)			Details of holding/ exercise of right of the SBO in the reporting company, whether direct or indirect : (III) Whether by virtue of:						
Sr No.	Name	PAN/Passport No. in case of a foreign national	Nationality	Name	PAN/Passport No. in case of a foreign national	Nationality	Shares %	Voting rights %	Rights on distributable dividend or any other distribution %	Exercise of control	Exercise of significant influence	Date of creation / acquisition of significant beneficial interest (IV)

